



ESTABLISHED 1986

GD Fittings

Innovative Plumbing Solutions

An icon of a white water tap with a blue water drop falling from it, set against a dark blue background.

PRODUCT LIST 2024

*Prices exclude VAT



SCAN FOR WEBSITE



WALL MOUNTED / BIB TAPS

RHINO RANGE



15 mm inlet

20mm inlet



Part No: 167
Hose bib tap
 3/4" hose union

Part No: 267
Hose bib tap
 3/4" hose union



Part No: 168
Plain bib tap

Part No: 268
Plain bib tap



Part No: 167J
Hose bib tap junior
 3/4" hose union

Part No: 267J
Hose bib tap junior
 3/4" hose union



Part No: 167DJ
Hose bib demand tap junior
 3/4" hose union

Part No: 267DJ
Hose bib demand tap junior
 3/4" hose union

PIPE INSERTS

Fit for purpose. All grades plastic piping systems.



Part No: GDPi15
15mm Pex pipe insert
 - Double Lip



Part No: GDPi20
22mm Pex pipe insert
 - Double Lip

STOP TAPS



15 mm

20mm



Part No: 165
Stop tap
 - copper x copper

Part No: 209
Stop tap
 - copper x copper



Part No: 166
Stop tap
 - male x male

Part No: 210
Stop tap
 - male x male



Part No: 166W
Stop tap
 - fusion x fusion

LOCKSHIELD TAP

15 mm

20mm



Part No: 167LS
 Tap **Bib Hose**
 - Brown

Part No: 267LS
 Tap **Bib Hose**
 - Brown

2 & 1 WAY VENT VALVE

MULTI



Part No: VENT
50mm Multi Vent Valve 2 & 1



Part No: VENT 110
110mm Multi Vent Valve 2 & 1

PILLAR TAPS

POLAR RANGE



15 mm inlet

Part No: 350

Pillar tap

Part No: 350D

Pillar demand tap

STOP TAPS



15 mm



Part No: 355

Underwall tap

- copper x copper



Part No: 356

Underwall tap

- male x male



Part No: 357

Stop tap

- copper x copper



Part No: 358

Stop tap

- male x male



Part No: 357D

Stop tap Demand

- copper x copper



Part No: 358D

Stop tap Demand

- male x male

WALL MOUNTED BIB TAPS



Part No: 364

**Plain bib tap
& extension**

SHOWER TAPS



Part No: 151

Shower rose



Part No: 159

Shower arm

CHROME PLATED TAPS

TAMARYN RANGE



Part No: 350CP

Pillar tap

TAP SPARES



Part No: 307

Backnut black
15mm

Part No: 312

Headpart brown long
15mm

Part No: 313C

Headpart contract

Part No: 314

Headpart black short
15mm

Part No: 406

Backnut
20mm

Part No: 410

Headpart brown
20mm

Part No: HNB

Hose nut brown

Part No: HSB

Hose spout black

Part No: RW 15

Rubber tap washer 15mm

Part No: RW 20

Rubber tap washer
20mm

SANWARE

EAGLE RANGE



Part No: KS

Kitchen sink & waste
incl. brackets - white
800 x 435 x 140
5 Pack



Part No: KSB

Kitchen sink bracket set



Part No: WHB

Wash hand basin & waste
incl. brackets - white
480 x 390 x 125
5 Pack



Part No: Eco Basin Wash

hand basin
incl. waste and fixations
470 x 230 x 140



Part No: WT 40lt

Wash trough & waste
incl. bracket - white
480 x 420 x 430
5 Pack



Part No: WTBLA 40lt

Wash trough & waste
incl. bracket - black
480 x 420 x 430
5 Pack



Part No: WTM

Wash trough & waste
incl. bracket - marble grey
480 x 420 x 430
5 Pack

COMPRESSION FITTINGS

15 mm



Part No: GD01

Copper x Copper Coupler



Part No: GD01S

Copper x Copper Slip Coupler



Part No: GD02

Copper x Male Coupler



Part No: GD03

Copper x Female Coupler



Part No: GD23S

Copper x Stop-end



Part No: GD04

90 Degree Copper x Copper Elbow



Part No: GD08

90 Degree Copper x Male Elbow



Part No: GD10

90 Degree Copper x Female Elbow

MONGOOSE RANGE

15 mm



Part No: GD33

90 Degree Wall-Plate Elbow

Part No: GD12

Copper x Copper x Copper Tee

Part No: GD17

Copper x Female x Copper Tee

Part No: GD20

Copper x Male x Copper Tee

Part No: GD18

90 Degree Copper x 20mm Male Elbow

Part No: GD19

Copper x 20mm Male Coupler

Part No: Reducer

20 x 15 reducer

Part No: CN15P

Cap Nut 15mm

Part No: OL15

Olive 15mm

ELK CISTERN



Part No: Cistern
Elk Cistern 6lt or 9lt

CISTERN

STOP FLUSH



Part No: CISTSF
6lt Top flush cistern
Water saving



ECO - LOO



Part No: ECOLOO
Eco Loo toilet cistern complete
Water saving



QT LOO



Part No: QTLOO
QT LOO complete

TOILET SEATS AND COVER



Part No: Tiber

Tiber seat & cover - white



Part No: B31

B3 seat & cover - White



Part No: Baby

Tiber seat, baby seat & cover - White



Part No: B27

Hinge set for Beetoo & B3



Part No: T27

Hinge set for Tiber

OUTLET VALVE

STOP FLUSH



**WATER
SAVING**

Only flushes as
much water as
needed



Part No: GD10FSF

**1 3/4" BSP telescopic
with backnut & hook**



Part No: GD12BSF

**1 3/4" BSP telescopic
with CP handle & hook**



Part No: GD12DSF

**1 3/4" BSP telescopic
with CP handle L/L
flushpipe & hook**

OUTLET VALVE

RESERVOIR



Part No: GD10F

1 ¾ BSP telescopic
with backnut & hook



Part No: GD12B

1 ¾ BSP telescopic
with CP handle & hook



Part No: GD12D

1 ¾ BSP telescopic
with CP handle L/L
flushpipe & hook



Overflow Pipe

Part No: OFTC130 15mm

Part No: OFTC030 20 mm

CISTERN FITTINGS

INLET VALVES



Part No: GD 3

½" BSP Side inlet
267mm



Part No: GD 2

½" BSP Bottom inlet
straight



Part No: GD 049

½" BSP Bottom inlet
bent 45mm Beta



Part No: GD 288

½" BSP Bottom inlet
bent 75mm Hibiscus



Part No: GD 030

½" BSP Bottom inlet
bent 30mm Classico

ACCESSORIES



Part No: BF 110

110mm Ball float



Part No: GD 23

**1 3/4" Flushpipe
and washer low level**



Part No: GD24

**1 3/4" Flushpipe
and washer semi C/C**



Part No: 715

Black bung flushpipe connector



Part No: SL

**Side Lever Handle Assembly
Plastic**



Part No: GD393

**Side Lever Handle Assembly
Chrome**



Part No: 803

Side Lever Swivel Arm



Part No: 710

Split Pin



Part No: GD395

**Top Push Button Assembly
Chrome**

CISTERN KIT

kits beta



GD15DSF	C/C SISO
GD15ASF	L/L SISO
GD15BSF	C/C BIBO
GD15CSF	L/L BIBO
GD15ISF	Semi C/C BIBO Imbali
GD15JSF	C/C BIBO Classico
GD18CSF	L/L Hibiscus
GD18JSF	Semi C/C Daisy
GD272SF	C/C Hibiscus
GD021SF	C/C Protea
GD020SF	L/L Protea
GD15PSF	L/L SISO
	<i>(For Elf, Polo & GD Cisterns)</i>
GD15QSF	C/C BIBO Top Flush

CISTERN KIT

kits beta



GD15D	C/C SISO
GD15A	L/L SISO
GD15B	C/C BIBO
GD15C	L/L BIBO
GD15I	Semi C/C BIBO Imbali
GD15J	C/C BIBO Classico
GD18C	L/L Hibiscus
GD18J	Semi C/C Daisy
GD272	C/C Hibiscus
GD021	C/C Protea
GD 020	L/L Protea
GD15P	L/L SISO
	<i>(For Elf, Polo & GD Cisterns)</i>
GD15Q	C/C BIBO Top Flush

CISTERN SPARES



Part No: 707

Tailpiece PVC washer
35mm



Part No: 708

Nozzle rubber washer
22mm



Part No: 709

Diaphragm rubber washer



Part No: 711

Valve arm
267mm



Part No: 711/120

Valve arm
120mm



Part No: 711/175

Valve arm
162mm



Part No: 711/220

Valve arm
194mm



Part No: 307W

Backnut 1/2"
BSP white



Part No: GD 14

Outlet washer



Part No: FPW

Outlet flushpipe washer 1 3/4"



Part No: OCSW
Conical washer
 1 3/4"



Part No: CS
Cistern stopper



Part No: OL/HOOK
Outlet hook



Part No: HOOK/TELE
Outlet hook
 for telescopic stem



Part No: TF HOOK
Outlet hook
 for top flush mechanism



Part No: GD 913
Fixation bolt
 & nut 60mm (each)



Part No: GD 9131
Fixation bolt
 & nut 25mm (each)



Part No: CCSEAL
Foam seal
 close couple



Part No: OLBN
Outlet backnut
 1 3/4"



Part No: OLCN
Outlet capnut
 1 3/4"

WATER METER BOXES & FITTINGS



STOP TAP BOX: 150 X 150MM

Part No: STB

Stop tap box

150 x 150 x 100mm

15mm

Part No: WM15

Plastic 15mm water meter in box complete

Part No: 114.15.

Meter box incl. fittings & valve for 114mm meter

Part No: 165.15.

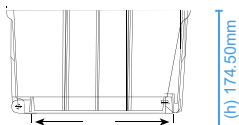
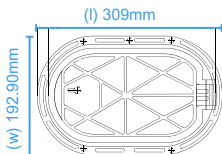
Meter box incl. fittings & valve for 165mm meter



BOX ONLY

Part No: 1465

Meter box and lid only



BASE PLATE



Part No: 146

Base plate for meter box

METER BOXES SPARES



Part No: 600

Meter box



Part No: 601

Meter box lid



Part No: 602
Nipple 15 x 45mm



Part No: 603
Nipple 15 x 120mm
15mm



Part No: 604
Nipple 20 x 55mm



Part No: 620
Nipple 20 x 120mm
20mm



Part No: 621
Reducing nipple 15 x 20mm



Part No: 605
Tailpiece 15 x 25mm



Part No: 606
Tailpiece 15 x 37mm



Part No: 607
Tailpiece 15 x 78mm



Part No: 608
Tailpiece 15 x 105mm



Part No: 609
Tailpiece 15 x 128mm



Part No: 610
Tailpiece 20 x 25mm



Part No: 611
Tailpiece 20 x 80mm



Part No: OR18A
Tailpiece 20 x 80mm



Part No: 616

Washer 15mm



Part No: 617

Washer 20mm



Part No: UN20

Union nut 20mm



Part No: UN28

Union nut 28mm



Part No: 166FM

Stop tap
male x female plastic



Part No: 307

Back nut black 15mm

FUSION FITTINGS

SALMON RANGE

15 mm



Part No: 500

Fusion coupler

Part No: 501

Fusion elbow

Part No: 502

Fusion tee

Part No: 503

Female coupler

Part No: 504

Female elbow

Part No: 505

Female tee

Part No: 506

Male coupler

Part No: 507

Male elbow

Part No: 508

Male tee

Part No: 509

Wall plate elbow

Part No: A-Stand

Alpha Standpipe - 1m

MINOS

water-on-demand
CISTERN



Part No: Minos C

Minos cistern
4 pack



Part No: Minos BC

Minos basin cistern
4 pack



Part No: Minos 15C

Minos cistern mechanism

Part No: Minos 15BC

Minos basin cistern mechanism

MINOS

water-on-demand
CISTERN



CISTERN EMPTY



TOILETSPOELBAK IS LEEG



ITANKI ALINANTO



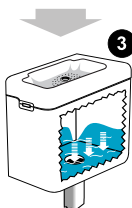
CISTERN FILLS WITH WATER



TOILETSPOELBAK VUL MET WATER



ITANKI LIZALA NGAMANZI



CISTERN FLUSHES AUTOMATICALLY



TOILETSPOELBAK SPOEL
AUTOMATIES



ITANKI LIYAZIGUNGXULELA
NGOKWALO



CISTERN EMPTY
READY FOR NEXT USE



TOILETSPOELBAK IS LEEG
GEREED VIR VOLGENDE
GEBRUIK



ITANKI ALINANTO
IKULUNGELE UKUSETYENZISWA
OKULANDELAYO

TAPS

RHINO STAND PIPE TAP



Part No: RDSP

**Rhino 1.2m Demand Stand
Pipe tap**
5 PACK



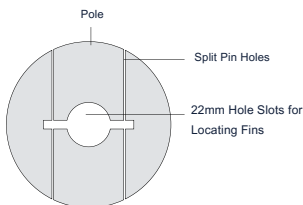
Part No: RM

Rhino Maintenance pack

INSTRUCTIONS FOR RHINO STAND PIPE TAP

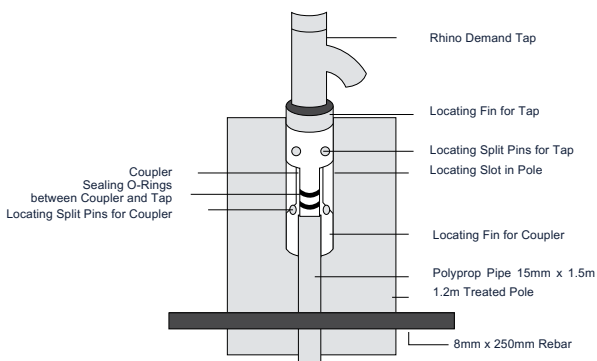
CONTENTS:

1.2m treated pole 1.5m x 15mm polyprop pipe with coupler welded onto the pipe. Coupler located 70mm down the pole with split-pins holding it in place.



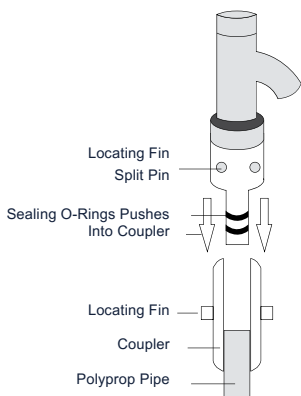
IN PACK:

- Rhino demand tap
- 250mm x 8mm rebar
- 2 x split-pins to locate tap
- Reflective tape



INSTALLATION DIRECTIONS:

- Place the pole into its required position
- Connect water
- Push tap into pole and coupler
- Knock in the 2 split-pins
- Turn on water and check for leaks
- Pour concrete into the hole to secure the pole
- Wrap the reflective tape around the top of the pole



REPAIRS AND MAINTENANCE:

- Purchase the maintenance pack
- Turn off the water to the Rhino demand tap to be repaired
- Knock out the split-pins holding the tap in place (pins closest to the top of the pole)
- Pull out the tap and push in a new one
- Knock in the 2 new split-pins while pushing down on the tap
- Turn on water supply
- Replace the reflective tape with the new strip

CONTACT DETAILS

GENERAL ENQUIRIES:



(+27) 021 932 2188



(+27) 063 436 8284



info@gdfittings.com

SALES ENQUIRIES:



Patrick
(+27) 082 820 0702
patrick@gdfittings.com

ACCOUNT ENQUIRIES:



Tracey
(+27) 021 932 2188
tracey@gdfittings.com

EXPORT ENQUIRIES:



Mike
(+27) 082 902 8912
mike@gdfittings.com