



ESTABLISHED 1986

# GD Fittings

Innovative Plumbing Solutions



PRICE LIST 2024

\*Prices exclude VAT



SCAN FOR WEBSITE



## WALL MOUNTED / BIB TAPS

## RHINO RANGE



## 15 mm inlet

## 20mm inlet



Part No: 167  
**Hose bib tap**  
 3/4" hose union  
 R53.00

Part No: 267  
**Hose bib tap**  
 3/4" hose union  
 R60.00



Part No: 168  
**Plain bib tap**  
 R51.00

Part No: 268  
**Plain bib tap**  
 R56.00



Part No: 167J  
**Hose bib tap junior**  
 3/4" hose union  
 R32.00

Part No: 267J  
**Hose bib tap junior**  
 3/4" hose union  
 R35.00



Part No: 167DJ  
**Hose bib demand tap junior**  
 3/4" hose union  
 R42.00

Part No: 267DJ  
**Hose bib demand tap junior**  
 3/4" hose union  
 R43.00

## PIPE INSERTS

Fit for purpose. All grades plastic piping systems.



Part No: GDPi15  
**15mm Pex pipe insert**  
 - Double Lip  
 R2.35



Part No: GDPi20  
**22mm Pex pipe insert**  
 - Double Lip  
 R4.10

## STOP TAPS



15 mm

20mm



Part No: 165  
**Stop tap**  
 - copper x copper  
 R73.00

Part No: 209  
**Stop tap**  
 - copper x copper  
 R112.00



Part No: 166  
**Stop tap**  
 - male x male  
 R66.00

Part No: 210  
**Stop tap**  
 - male x male  
 R88.00



Part No: 166W  
**Stop tap**  
 - fusion x fusion  
 R65.00

## LOCKSHIELD TAP



15 mm

20mm

Part No: 167LS  
**Tap Bib Hose**  
 - Brown  
 R110.00

Part No: 267LS  
**Tap Bib Hose**  
 - Brown  
 R115.00

## 2 &amp; 1 WAY VENT VALVE

## MULTI



Part No: VENT  
**50mm Multi Vent Valve 2 & 1**  
 R19.75



Part No: VENT 110  
**110mm Multi Vent Valve 2 & 1**  
 R32.00

## PILLAR TAPS

## POLAR RANGE



15 mm inlet

Part No: 350

**Pillar tap**

R77.00



Part No: 350D

**Pillar demand tap**

R77.00

## STOP TAPS



15 mm



Part No: 355

**Underwall tap**

- copper x copper

R92.00



Part No: 356

**Underwall tap**

- male x male

R73.00



Part No: 357

**Stop tap**

- copper x copper

R83.00



Part No: 358

**Stop tap**

- male x male

R66.00



Part No: 357D

**Stop tap Demand**

- copper x copper

R83.00



Part No: 358D

**Stop tap Demand**

- male x male

R66.00

## WALL MOUNTED BIB TAPS



Part No: 364

**Plain bib tap  
& extension**

R83.00

## SHOWER TAPS



Part No: 151

**Shower rose**

R37.00



Part No: 159

**Shower arm**

R37.00

## CHROME PLATED TAPS

## TAMARYN RANGE



Part No: 350CP

**Pillar tap**

R190.00

## TAP SPARES



Part No: 307

**Backnut black**

15mm

[R4.40](#)

Part No: 312

**Headpart brown long**

15mm

[R40.00](#)

Part No: 313C

**Headpart contract**[R47.00](#)

Part No: 314

**Headpart black short**

15mm

[R40.00](#)

Part No: 406

**Backnut**

20mm

[R8.00](#)

Part No: 410

**Headpart brown**

20mm

[R58.00](#)

Part No: HNB

**Hose nut brown**[R6.50](#)

Part No: HSB

**Hose spout black**[R6.50](#)

Part No: RW 15

**Rubber tap washer 15mm**[R2.05](#)

Part No: RW 20

**Rubber tap washer**

20mm

[R3.00](#)

## SANWARE

## EAGLE RANGE



Part No: KS

**Kitchen sink & waste**

incl. brackets - white

800 x 435 x 140

5 Pack

[R400.00 each](#)

Part No: KSB

**Kitchen sink bracket set**[R102.00](#)

Part No: WHB

**Wash hand basin & waste**

incl. brackets - white

480 x 390 x 125

5 Pack

[R325.00 each](#)Part No: Eco Basin **Wash****hand basin**

incl. waste and fixations

470 x 230 x 140

[R270.00](#)

Part No: WT 40lt

**Wash trough & waste**

incl. bracket - white

480 x 420 x 430

5 Pack

[R390.00 each](#)

Part No: WTBLA 40lt

**Wash trough & waste**

incl. bracket - black

480 x 420 x 430

5 Pack

[R265.00 each](#)

Part No: WTM

**Wash trough & waste**

incl. bracket - marble grey

480 x 420 x 430

5 Pack

[R320.00 each](#)

## COMPRESSION FITTINGS

15 mm



Part No: GD01

**Copper x Copper Coupler**

R20.00



Part No: GD01S

**Copper x Copper Slip Coupler**

R20.00



Part No: GD02

**Copper x Male Coupler**

R14.00



Part No: GD03

**Copper x Female Coupler**

R19.00



Part No: GD23S

**Copper x Stop-end**

R11.50



Part No: GD04

**90 Degree Copper x Copper Elbow**

R21.00



Part No: GD08

**90 Degree Copper x Male Elbow**

R17.00



Part No: GD10

**90 Degree Copper x Female Elbow**

R18.00



## MONGOOSE RANGE

## 15 mm



Part No: GD33

**90 Degree Wall-Plate Elbow**

R26.00



Part No: GD12

**Copper x Copper x Copper Tee**

R32.00



Part No: GD17

**Copper x Female x Copper Tee**

R26.00



Part No: GD20

**Copper x Male x Copper Tee**

R31.00



Part No: GD18

**90 Degree Copper x 20mm Male Elbow**

R22.00



Part No: GD19

**Copper x 20mm Male Coupler**

R22.00



Part No: Reducer

**20 x 15 reducer**

R8.50



Part No: CN15P

**Cap Nut 15mm**

R5.00



Part No: OL15

**Olive 15mm**

R5.00

## ELK CISTERN



Part No: Cistern  
**Elk Cistern 6lt or 9lt**  
R500.00

## CISTERN

## STOP FLUSH



Part No: CISTSF  
**6lt Top flush cistern**  
Water saving  
R515.00



## ECO - LOO



Part No: ECOLOO  
**Eco Loo toilet cistern complete**  
Water saving  
R1300.00



## QT LOO



Part No: QTLOO  
**QT LOO complete**  
R1500.00

## TOILET SEATS AND COVER



Part No: Tiber

**Tiber seat & cover - white**

R160.00



Part No: B31

**B3 seat & cover - White**

R90.00



Part No: Baby

**Tiber seat, baby seat & cover - White**

R198.00



Part No: B27

**Hinge set for Beetoo & B3**

R21.00



Part No: T27

**Hinge set for Tiber**

R21.00

## OUTLET VALVE

## STOP FLUSH



**WATER  
SAVING**

Only flushes as  
much water as  
needed



Part No: GD10FSF

**1 ¾" BSP telescopic** R79.00  
with backnut & hook



Part No: GD12BSF

**1 ¾" BSP telescopic** R132.00  
with CP handle & hook



Part No: GD12DSF

**1 ¾" BSP telescopic** R175.00  
with CP handle L/L  
flushpipe & hook

## OUTLET VALVE

## RESERVOIR



Part No: GD10F

R79.00

**1 ¾ BSP telescopic**  
with backnut & hook



Part No: GD12B

R132.00

**1 ¾ BSP telescopic**  
with CP handle & hook



Part No: GD12D

R175.00

**1 ¾ BSP telescopic**  
with CP handle L/L  
flushpipe & hook

**Overflow Pipe**

Part No: OFTC130 15mm

R86.00

Part No: OFTC030 20 mm

R88.00

## CISTERN FITTINGS

## INLET VALVES



Part No: GD 3

**½" BSP Side inlet**  
267mm

R74.00



Part No: GD 2

**½" BSP Bottom inlet**  
straight

R115.00



Part No: GD 049

**½" BSP Bottom inlet**  
bent 45mm Beta

R121.00



Part No: GD 288

**½" BSP Bottom inlet**  
bent 75mm Hibiscus

R116.00



Part No: GD 030

**½" BSP Bottom inlet**  
bent 30mm Classico

R117.00

## ACCESSORIES



Part No: BF 110

**110mm Ball float**

R30.00



Part No: GD 23

**1 ¾" Flushpipe  
and washer low level**

R50.00



Part No: GD24

**1 ¾" Flushpipe  
and washer semi C/C**

R55.00



Part No: 715

**Black bung flushpipe connector**

R9.50



Part No: SL

**Side Lever Handle Assembly  
Plastic**

R28.00



Part No: GD393

**Side Lever Handle Assembly  
Chrome**

R56.00



Part No: 803

**Side Lever Swivel Arm**

R6.50



Part No: 710

**Split Pin**

R3.00



Part No: GD395

**Top Push Button Assembly  
Chrome**

R60.00

**CISTERN KIT**

kits beta



GD15DSF	C/C SISO	R277.00
GD15ASF	L/L SISO	R315.00
GD15BSF	C/C BIBO	R314.00
GD15CSF	L/L BIBO	R348.00
GD15ISF	Semi C/C BIBO Imbali	R366.00
GD15JSF	C/C BIBO Classico	R314.00
GD18CSF	L/L Hibiscus	R316.00
GD18JSF	Semi C/C Daisy	R369.00
GD272SF	C/C Hibiscus	R320.00
GD021SF	C/C Protea	R320.00
GD020SF	L/L Protea	R348.00
GD15PSF	L/L SISO	R266.00
	<i>(For Elf, Polo &amp; GD Cisterns)</i>	
GD15QSF	C/C BIBO Top Flush	R308.00

**CISTERN KIT**

kits beta



GD15D	C/C SISO	R277.00
GD15A	L/L SISO	R315.00
GD15B	C/C BIBO	R314.00
GD15C	L/L BIBO	R348.00
GD15I	Semi C/C BIBO Imbali	R366.00
GD15J	C/C BIBO Classico	R314.00
GD18C	L/L Hibiscus	R316.00
GD18J	Semi C/C Daisy	R369.00
GD272	C/C Hibiscus	R320.00
GD021	C/C Protea	R320.00
GD 020	L/L Protea	R348.00
GD15P	L/L SISO	R266.00
	<i>(For Elf, Polo &amp; GD Cisterns)</i>	
GD15Q	C/C BIBO Top Flush	R308.00

**RESERVOIR**

## CISTERN SPARES



Part No: 707

**Tailpiece PVC washer**

35mm

R3.40



Part No: 708

**Nozzle rubber washer**

22mm

R3.40



Part No: 709

**Diaphragm rubber washer**

R4.10



Part No: 711

**Valve arm**

267mm

R36.00



Part No: 711/120

**Valve arm**

120mm

R40.00



Part No: 711/175

**Valve arm**

162mm

R36.00



Part No: 711/220

**Valve arm**

194mm

R36.00



Part No: 307W

**Backnut 1/2"**

BSP white

R4.40



Part No: GD 14

**Outlet washer**

R9.50



Part No: FPW

**Outlet flushpipe  
washer 1 3/4"**

R3.75



Part No: OCSW

**Conical washer**

1 3/4"

R5.00



Part No: CS

**Cistern stopper**

R12.50



Part No: OL/HOOK

**Outlet hook**

R5.00



Part No: HOOK/TELE

**Outlet hook**

for telescopic stem

R5.35



Part No: TF HOOK

**Outlet hook**

for top flush mechanism

R12.00



Part No: GD 913

**Fixation bolt**

& nut 60mm (each)

R24.00



Part No: GD 9131

**Fixation bolt**

& nut 25mm (each)

R22.00



Part No: CCSEAL

**Foam seal**

close couple

R15.00



Part No: OLBN

**Outlet backnut**

1 3/4"

R6.40



Part No: OLCN

**Outlet capnut**

1 3/4"

R6.40



## WATER METER BOXES & FITTINGS



### STOP TAP BOX: 150 X 150MM

Part No: STB

#### Stop tap box

150 x 150 x 100mm

R65.00

### 15mm

Part No: WM15

**Plastic 15mm water meter in box complete**

R1050.00

Part No: 114.15.

**Meter box incl. fittings & valve for 114mm meter**

R255.00

Part No: 165.15.

**Meter box incl. fittings & valve for 165mm meter**

R255.00

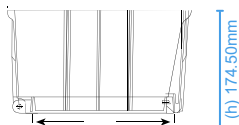
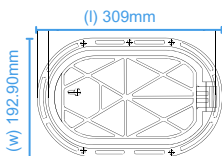


### BOX ONLY

Part No: 1465

**Meter box and lid only**

R132.00



### BASE PLATE



Part No: 146

**Base plate for meter box**

R19.00

## METER BOXES SPARES



Part No: 600

**Meter box**

R88.00



Part No: 601

**Meter box lid**

R55.00



Part No: 602

**Nipple** 15 x 45mm

[R7.30](#)



Part No: 603

**Nipple** 15 x 120mm  
15mm

[R12.00](#)



Part No: 604

**Nipple** 20 x 55mm

[R10.00](#)



Part No: 620

**Nipple** 20 x 120mm  
20mm

[R16.00](#)



Part No: 621

**Reducing nipple** 15 x 20mm

[R10.50](#)



Part No: 605

**Tailpiece** 15 x 25mm

[R7.50](#)



Part No: 606

**Tailpiece** 15 x 37mm

[R7.50](#)



Part No: 607

**Tailpiece** 15 x 78mm

[R8.70](#)



Part No: 608

**Tailpiece** 15 x 105mm

[R10.70](#)



Part No: 609

**Tailpiece** 15 x 128mm

[R10.00](#)



Part No: 610

**Tailpiece** 20 x 25mm

[R9.50](#)



Part No: 611

**Tailpiece** 20 x 80mm

[R12.00](#)



Part No: OR18A

**Tailpiece** 20 x 80mm

[R2.15](#)



Part No: 616

**Washer** 15mm

R3.50



Part No: 617

**Washer** 20mm

R4.50



Part No: UN20

**Union nut** 20mm

R6.20



Part No: UN28

**Union nut** 28mm

R17.00



Part No: 166FM

**Stop tap**

male x female plastic

R85.00



Part No: 307

**Back nut** black 15mm

R4.40

## FUSION FITTINGS

## SALMON RANGE

## 15 mm



Part No: 500

**Fusion coupler**

R6.30



Part No: 501

**Fusion elbow**

R6.30



Part No: 502

**Fusion tee**

R6.75



Part No: 503

**Female coupler**

R13.00



Part No: 504

**Female elbow**

R13.00



Part No: 505

**Female tee**

R14.00



Part No: 506

**Male coupler**

R20.00



Part No: 507

**Male elbow**

R20.00



Part No: 508

**Male tee**

R22.50



Part No: 509

**Wall plate elbow**

R26.00



Part No: A-Stand

**Alpha Standpipe - 1m**

R34.00

# MINOS

water-on-demand  
CISTERN



Part No: Minos C

**Minos cistern**

4 pack

R460.00 each



Part No: Minos BC

**Minos basin cistern**

4 pack

R500.00 each



Part No: Minos 15C

**Minos cistern mechanism**

R340.00

Part No: Minos 15BC

**Minos basin cistern mechanism**

R340.00

# MINOS

water-on-demand  
CISTERN



CISTERN EMPTY



TOILETSPOELBAK IS LEEG



ITANKI ALINANTO



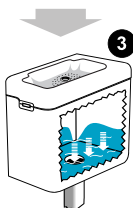
CISTERN FILLS WITH WATER



TOILETSPOELBAK VUL MET WATER



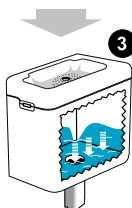
ITANKI LIZALA NGAMANZI



CISTERN FLUSHES AUTOMATICALLY



TOILETSPOELBAK SPOEL  
AUTOMATIES



ITANKI LIYAZIGUNGXULELA  
NGOKWALO



CISTERN EMPTY  
READY FOR NEXT USE



TOILETSPOELBAK IS LEEG  
GEREED VIR VOLGENDE  
GEBRUIK



ITANKI ALINANTO  
IKULUNGELE UKUSETYENZISWA  
OKULANDELAYO

TAPS

RHINO STAND PIPE TAP



Part No: RDSP

**Rhino 1.2m Demand Stand  
Pipe tap**

5 PACK

R800.00 each



Part No: RM

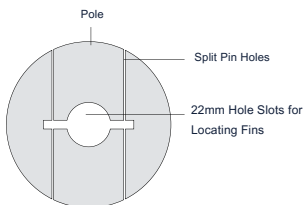
**Rhino Maintenance pack**

R250.00

## INSTRUCTIONS FOR RHINO STAND PIPE TAP

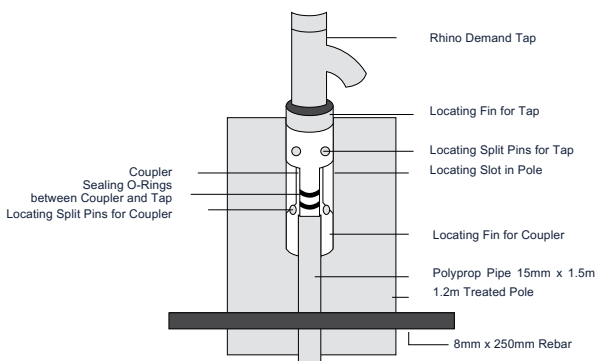
### CONTENTS:

1.2m treated pole 1.5m x 15mm polyprop pipe with coupler welded onto the pipe. Coupler located 70mm down the pole with split-pins holding it in place.



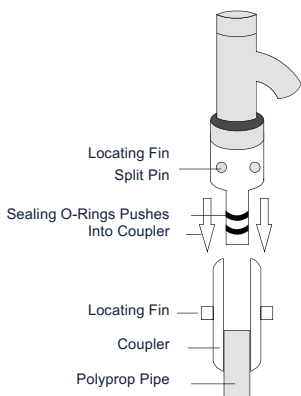
### IN PACK:

- Rhino demand tap
- 250mm x 8mm rebar
- 2 x split-pins to locate tap
- Reflective tape



### INSTALLATION DIRECTIONS:

- Place the pole into its required position
- Connect water
- Push tap into pole and coupler
- Knock in the 2 split-pins
- Turn on water and check for leaks
- Pour concrete into the hole to secure the pole
- Wrap the reflective tape around the top of the pole



### REPAIRS AND MAINTENANCE:

- Purchase the maintenance pack
- Turn off the water to the Rhino demand tap to be repaired
- Knock out the split-pins holding the tap in place (pins closest to the top of the pole)
- Pull out the tap and push in a new one
- Knock in the 2 new split-pins while pushing down on the tap
- Turn on water supply
- Replace the reflective tape with the new strip



# CONTACT DETAILS

## GENERAL ENQUIRIES:



(+27) 021 932 2188



(+27) 063 436 8284



info@gdfittings.com

## SALES ENQUIRIES:



Patrick  
(+27) 082 820 0702  
patrick@gdfittings.com

## ACCOUNT ENQUIRIES:



Tracey  
(+27) 021 932 2188  
tracey@gdfittings.com

## EXPORT ENQUIRIES:



Mike  
(+27) 082 902 8912  
mike@gdfittings.com